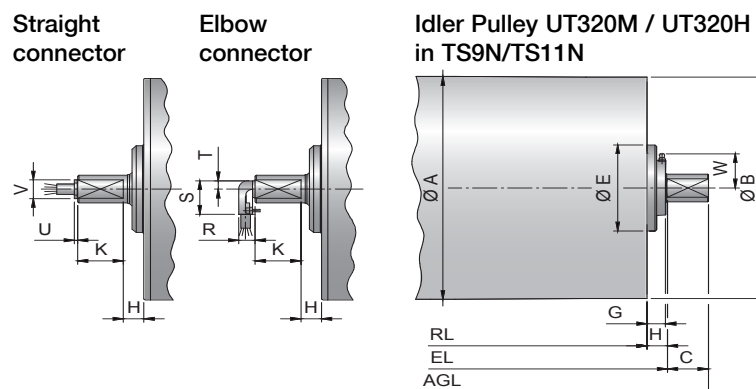
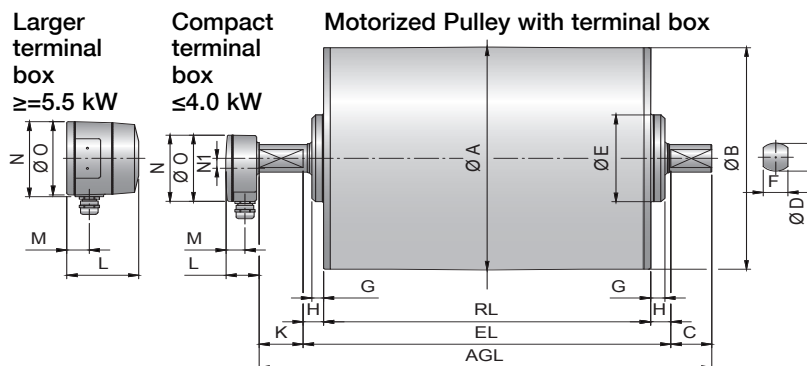
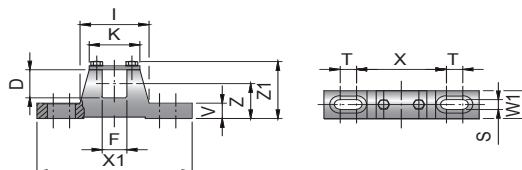


Motorized Pulley 320L, 320M & 320H, Ø 320 mm



Type	Motorized Pulley or idler Pulley (UT)											Compact terminal box ≤4.0 kW				Larger terminal box ≥5.5 kW				Straight connector ≤4.0 kW		Elbow connector ≤4.0 kW		
	A	B	C	D	E	F	G	G	TS9/11	H	K	W	L	M	N	N1	L	M	N	O	U	V	R	S
	mm	mm	mm	mm	mm	mm	mm	mm	mm	mm	mm	mm	mm	mm	mm	mm	mm	mm	mm	mm	mm	mm	mm	mm
320L	323	319	50	40	96	30	15	19.5	25	54	-	41	24	95	14	-	-	-	-	4	27	20	48	12
320M	321	319	50	40	125	30	17.5	22.5	25	54	-	41	24	95	14	87	27	107	105	4	27	20	48	12
320H	321	319	50	50	148	40	11	20.5	25	54	-	41	24	95	14	87	27	107	105	4	27	20	48	12
UT320M	321	319	50	40	125	30	14.5	22.5	25	-	52	→ Idler Pulley shown in TS9N/TS11N version with re-greasable seals												
UT320H	321	319	50	50	148	40	11	20.5	25	-	52	→ Idler Pulley shown in TS9N/TS11N version with re-greasable seals												

Mounting brackets KL41-HD & KL42



Motorized Pulleys Type	Material	Bracket description	Dimensions												Weight kg
			D	F	I	K	S	T	V	W1	X	X1	Z	Z1	
			mm	mm	mm	mm	mm	mm	mm	mm	mm	mm	mm	mm	mm
320L & 320M	Steel	KL41-HD	40	30	84	62	14	20	22	40	110	190	50	83	2.1
320H	Steel	KL42	50	40	121	90	18	30	25	50	150	250	70	110	4.5